



CFA Society
Hong Kong




CFA Society Hong Kong Member login (website) - Easy Guide

Version 2: August 2022



SETUP YOUR FIRST-TIME PASSWORD / RESET PASSWORD

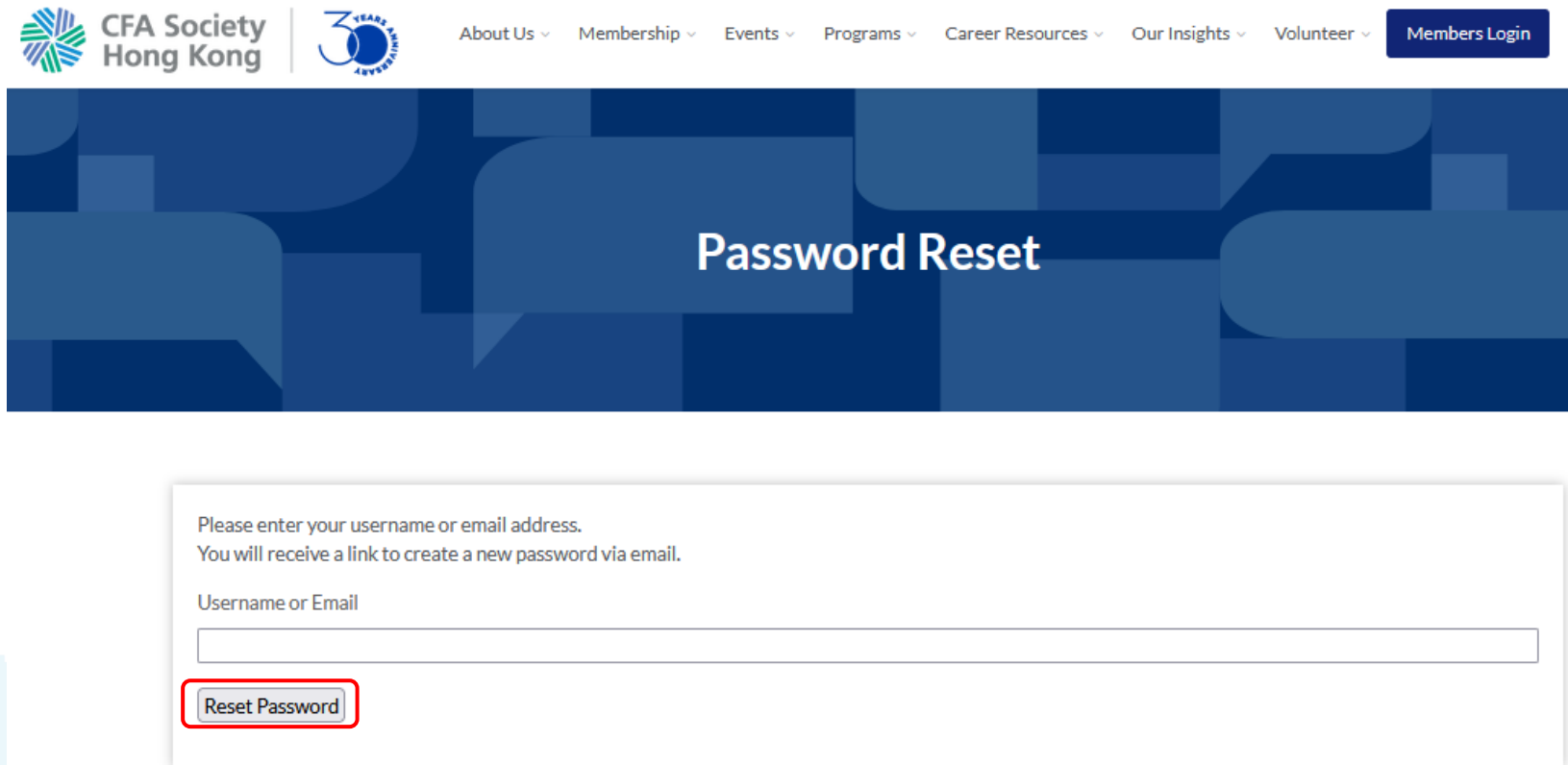


Step 1:

Visit <https://cfasocietyhongkong.org/password-reset> to set up your new password

Step 2:

Enter your email address, either the email for logging in to your CFA Institute account, or the email address used for your associate member / student associate application, then press "**Reset Password**" button.



CFA Society Hong Kong | 30 YEARS ANNIVERSARY

About Us ▾ Membership ▾ Events ▾ Programs ▾ Career Resources ▾ Our Insights ▾ Volunteer ▾ Members Login

Password Reset

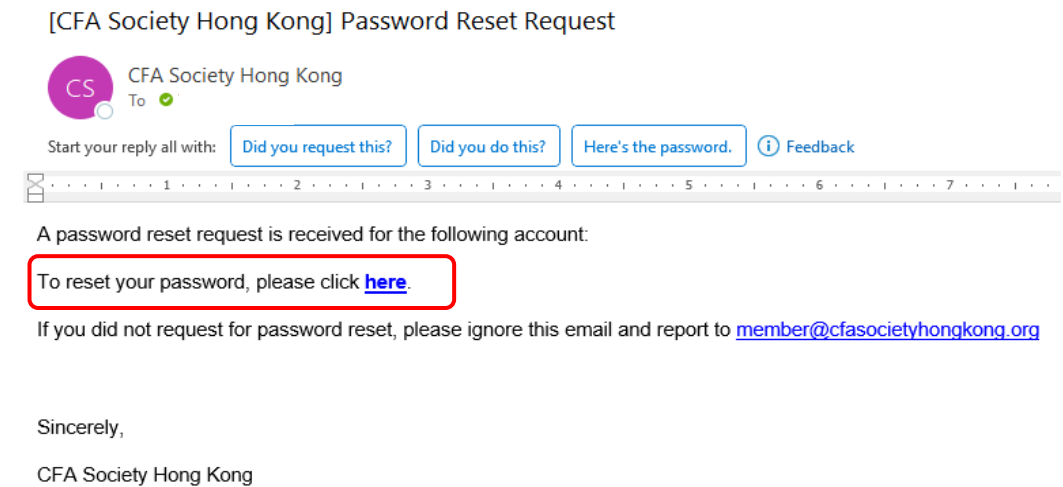
Please enter your username or email address.
You will receive a link to create a new password via email.

Username or Email

Reset Password

Step 3:

You will receive an email subjected "[CFA Society Hong Kong] Password Reset Request" with a password reset link. Click to access the link in the email to reset your password.



Step 4:

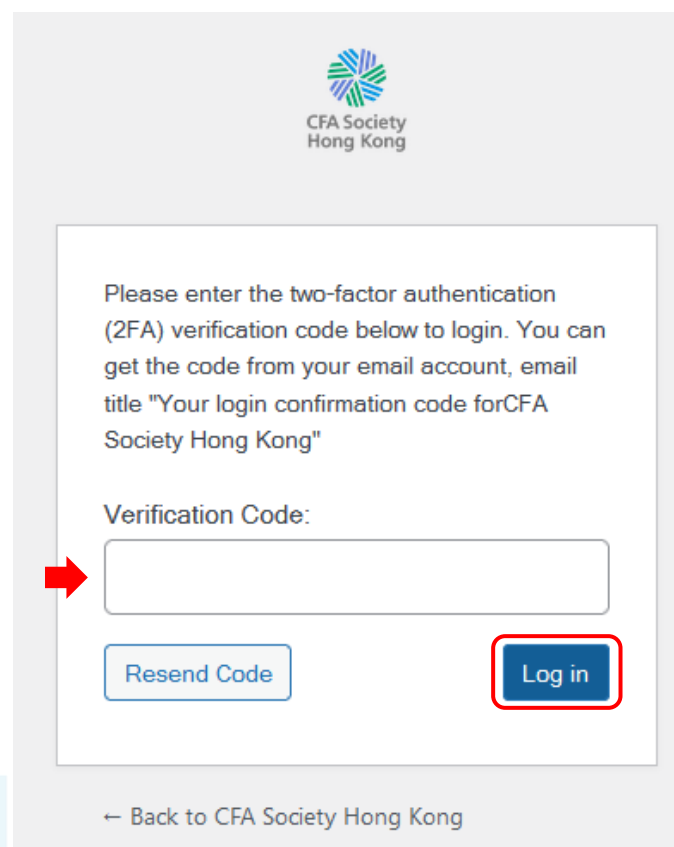
Enter your new password, then click '**Reset Password**' button, and it is done.

A screenshot of a web form titled "Password Reset". The form has a header with the title "Password Reset". Below the header, it says "Please enter your new password." followed by two input fields: "Password" and "Repeat Password". At the bottom of the form, there is a button labeled "Reset Password", which is highlighted with a red rectangular box.

Enhanced Security with Two Factor Authentication (2FA)

To further strengthen the security, a 2FA code will be required when you log in to the CFA Society Hong Kong website.

The 2FA code will be emailed to you. You can copy and paste the code from your email to complete the authentication. Please also check your spam folder in case you cannot find the code in your inbox.



The screenshot shows the CFA Society Hong Kong login interface. At the top is the CFA Society Hong Kong logo. Below it, a text box instructs the user to enter a two-factor authentication (2FA) verification code. The text states: "Please enter the two-factor authentication (2FA) verification code below to login. You can get the code from your email account, email title 'Your login confirmation code for CFA Society Hong Kong'". Below this text is a label "Verification Code:" followed by a text input field. A red arrow points to the input field. Below the input field are two buttons: "Resend Code" and "Log in". The "Log in" button is highlighted with a red border. At the bottom of the form, there is a link: "← Back to CFA Society Hong Kong".


You are now ready for your membership account!



CFA Society
Hong Kong




MEMBER LOGIN & EVENT REGISTRATION



Visit <https://cfasocietyhongkong.org/members-login/> and click the **'Members Login'** button

Page 7



Login

Username or email address *


Password *

☐ Remember me

Log in


[Lost your password?](#)

The 2FA code will be emailed to you. You can copy and paste the code from your email to complete the authentication. Please also check your spam folder in case you cannot find the code in your inbox.



Please enter the two-factor authentication (2FA) verification code below to login. You can get the code from your email account, email title "Your login confirmation code for CFA Society Hong Kong"

Verification Code:



[← Back to CFA Society Hong Kong](#)

You are now ready for your membership account!



CFA Society
Hong Kong



For event registration,

1. Ensure you have logged in to your Society member account
2. Choose your desired ticket
3. Click "Enroll"
4. You will be directed to proceed the ticket purchase.

Enrollment Fee


Guest / Non-member (with CPT Certificate) \$ 150	0 ▾
CFA Society Hong Kong Member (with CPT Certificate) Free	1 ▾
Candidate Free	0 ▾
Guest / Non-member Free	0 ▾

ENROLL

CFA Society
Hong Kong




MEMBERS LOGIN ACCOUNT DETAILS



My Profile + e-membership card

- Once you logged in to your member account, you can find your e-membership card on **"My Profile"**, including key information.
- You can tailor the card by adding a photo:
 - Click the pen icon to add a photo from your album.
 - Click the disk icon to save the photo.
 - Pop-up message "Upload success".
 - Your new profile pic is ready on your e-membership card!
- Your CPT hours summary will be shown by period.

My Profile






Tai Man CHAN

Person ID: 5111992

Membership Type: Regular Member

Member Year: FY2023



Continuous Professional Training Hours

01 Jul 2022- 31 Dec 2022

CPT hour(s)

2

PL(CE) hour(s)

2

RBV CPD hour(s)

2

My Profile + e-membership card (cont'd)

- If you find your information is not updated,
[For CFA Institute members] please visit CFA Institute website at <https://www.cfainstitute.org/> to update the details.
[For Society local members] please visit Society website at <https://www.cfahongkong.org/update-my-profile/> to update the details.
- Your latest information will be refreshed after 1-2 days on **My Profile**.
- You can sign out your account on this tab as well, by clicking " ➞ Log Out".

Continuous Professional Training Hours

01 Jul 2022- 31 Dec 2022



CPT hour(s)

2

PL(CE) hour(s)

2

RBV CPD hour(s)

2

Primary Email

taiman@gmail.com

Phone

2521 2543

Company

Job Title

--

Notes:

- Our membership year runs from 1 Jul to 30 Jun.
- If you would like to update your profile:
For CFA Institute Member, please visit [CFA Institute website](#) to update.
For Associate Member/Student Associate, please visit [Society website](#) to make the profile update request.
- The profile photo will be displayed on your mobile app profile page only.

➞ Log Out



CFA Society
Hong Kong



Enrolled Events

- **Upcoming**
Enrolled future events
- **History**
Enrolled events with attendance status, and CPT certificate if applicable

- Attendance status in different coloured labels will be shown on each enrolled event, accordingly to the actual attendance. Attendance status include:

Registered

Attended

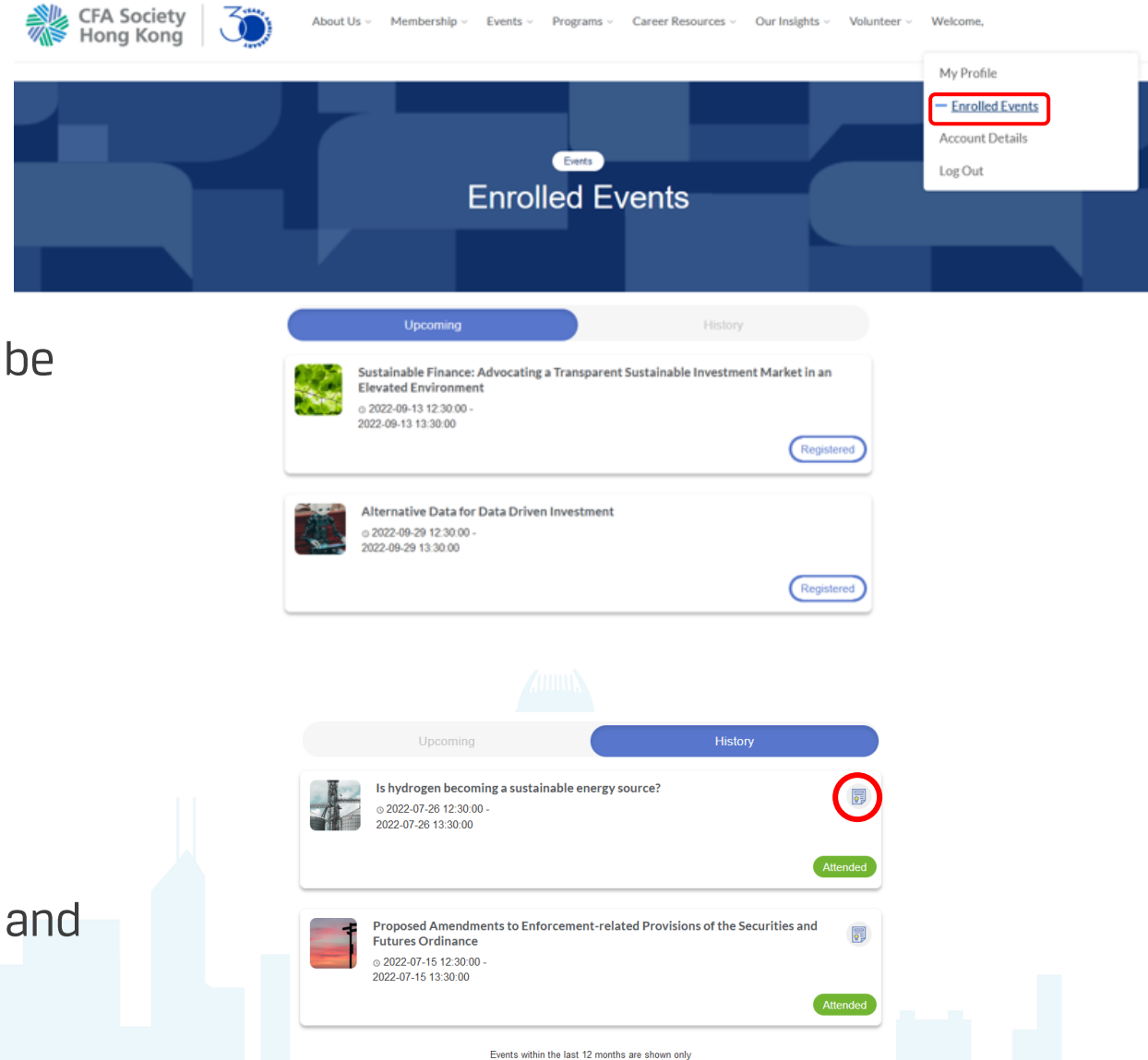
Not Applicable

No Show

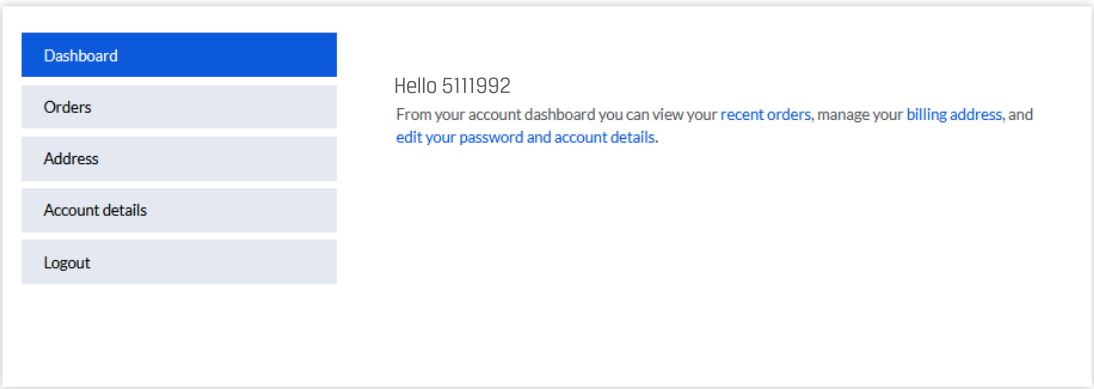

Cancelled

Event Cancelled

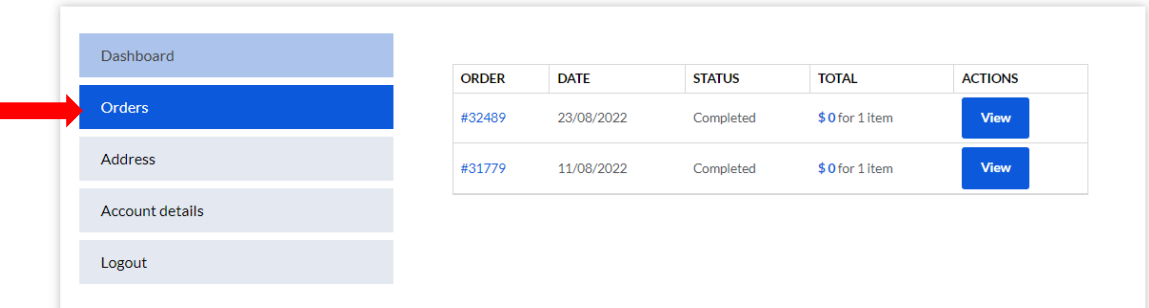
- A cert button (red circled) will be available to click and download the CPT certificate for that event, if applicable.



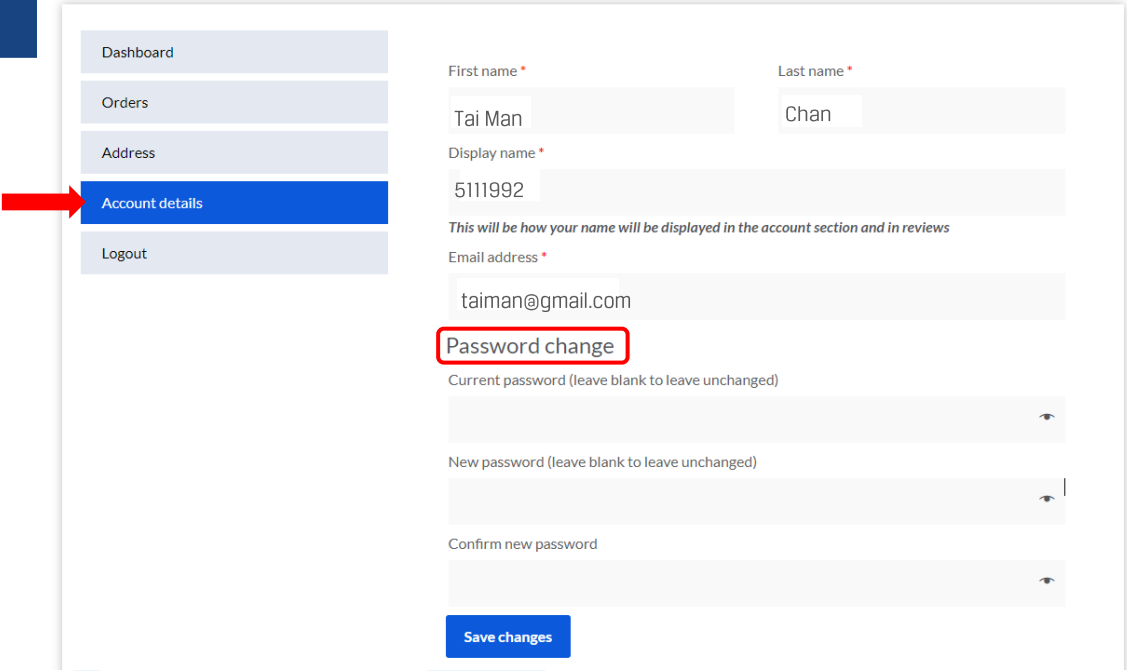
The screenshot displays the 'Enrolled Events' page on the CFA Society Hong Kong website. The page is divided into two main sections: 'Upcoming' and 'History'. The 'Upcoming' section lists two events: 'Sustainable Finance: Advocating a Transparent Sustainable Investment Market in an Elevated Environment' and 'Alternative Data for Data Driven Investment', both with a 'Registered' status. The 'History' section lists two events: 'Is hydrogen becoming a sustainable energy source?' and 'Proposed Amendments to Enforcement-related Provisions of the Securities and Futures Ordinance', both with an 'Attended' status. A red circle highlights a 'Cert' button next to the 'Is hydrogen becoming a sustainable energy source?' event. The page also features a navigation menu at the top and a sidebar with options like 'My Profile', 'Enrolled Events', 'Account Details', and 'Log Out'.



Shows the registration status of your enrolled events



Change your login password



Note:

- Member's first name, last name and email address cannot be updated under **Account Details**.
- if you would update the above profile details,
[For CFA Institute member] please visit [CFA Institute website](#) to update.
[For Associate Member/Student Associate] please visit [Society website](#) to update.

For enquiry on Society website member login,
please contact us at

member@cfasocietyhongkong.org



CFA Society
Hong Kong

